

New



Pivot/slide-in hardware for furniture fronts  
and room partitioning doors made of wood and glass

## HAWA-Concepta 25/30/50



The elegant way to create storage space

# HAWA-Concepta 25/30/50

A new pivot/slide-in hardware system is causing a stir in the field of multi-functional room solutions: the HAWA-Concepta 25/30/50. It cuts a particularly fine figure thanks to its scissor technology, especially if you are looking for a convenient, easy-to-fit solution for pivoting wood or glass doors weighing up to 50 kg (110 lbs.) that slide away to save space. All the more so as it can handle virtually any dimensions. It evens the road for creative ideas with various installation options, profiles and handles, and can even close a wall recess without any cabinet body. As a future-oriented system, the HAWA-Concepta 25/30/50 is fully open to your ideas for cabinets, kitchen fronts, a separate home office and walk-in storage solutions.

## About the product

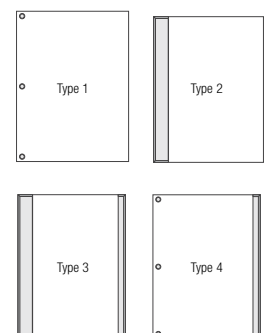
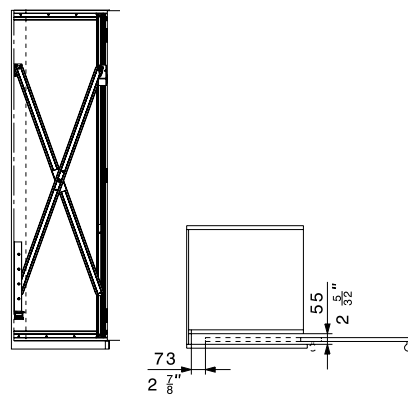
Considering the huge range of options it offers, the HAWA-Concepta 25/30/50 requires a very limited amount of space. This is because the doors only need a very narrow recess inside the cabinet. The sophisticated technology scores further points in the convenience category: pivoting and sliding large, heavy doors is virtually effortless thanks to high-quality trolleys. And installing the HAWA-Concepta 25/30/50 is just as effortless. Installation requires no processing other than drilling holes for positioning and for the concealed hinges, as all components are screwed to the intermediate panel. Adjustments are conveniently made from the front.



HAWA-Concepta 25/30/50 installed in a wall recess.



Doors pivot and slide away to the side thanks to intelligent scissor technology.



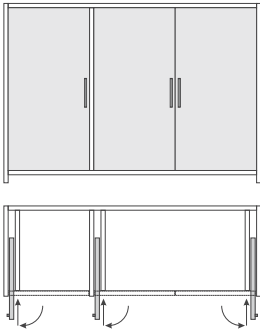
Innovative concept for glass doors: one solution, four design options.

## At a glance

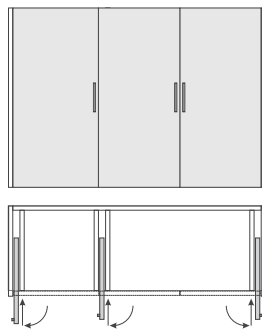
- Doors are simply turned by 90° and pushed into a recess to save space.
- Mature scissor technology makes it impossible for doors to jam.
- High-quality trolleys ensure that heavy doors weighing up to 50 kg (110 lbs.) pivot and slide smoothly and easily.
- Covers wall recesses to provide room-high partitions level with the floor without any need for a cabinet body.
- Identical sets for left and right doors.
- Components are fixed to the intermediate panel and all adjustments are made from the front.
- Modular all-glass solution with four design options thanks to vertical profiles and handle options in various lengths.
- Form-fitting patch suspension for glass solutions provides the greatest possible safety.

## Technical specifications

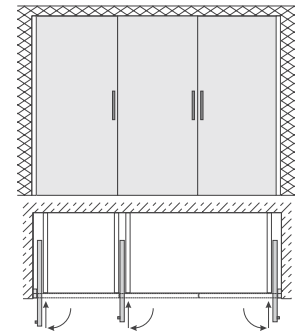
Door weight	up to 25, 30, 50 kg (55/66/110 lbs.)
Door width	300–900 mm (11 $\frac{13}{16}$ "–2'11 $\frac{7}{16}$ ")
Door thickness wood	19–50 mm ( $\frac{3}{4}$ "–1 $\frac{31}{32}$ ")
Door thickness glass (toughened safety glass)	8 mm ( $\frac{5}{16}$ ")
HAWA-Concepta 25 Door height	1250–1850 mm (4'1 $\frac{7}{32}$ "–6'0 $\frac{27}{32}$ ")
HAWA-Concepta 30 Door height	1851–2500 mm (6'0 $\frac{7}{8}$ "–8'2 $\frac{7}{16}$ ")
HAWA-Concepta 50 Door height	1900–2850 mm (6'2 $\frac{13}{16}$ "–9'4 $\frac{7}{32}$ ")



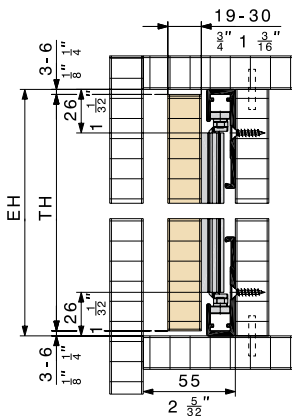
Inset doors.



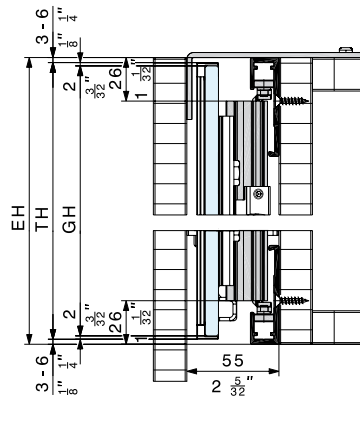
Doors resting against upper and bottom section.



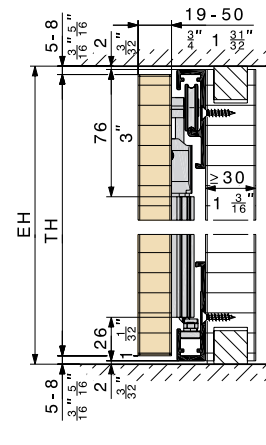
Doors in wall recess.



HAWA-Concepta 25/30, wood version.



HAWA-Concepta 25/30, glass version.



HAWA-Concepta 50, wood version.

Available from specialist dealers

**Further information:**

Hawa AG  
CH- 8932 Mettmenstetten  
Switzerland  
Tel. +41 44 767 91 91  
Fax +41 44 767 91 78  
[www.hawa.ch](http://www.hawa.ch)

