



## Range 170

### Lever handles

#### Framed door lever handles



Model 171X  
page 96



Model 172X  
page 98

#### Window handles



Model 170XAFG.1  
page 194



Model 170XAFGA.1, lockable  
page 194

#### Door accessories



Door stops  
page 313



Symbol male  
page 314



Symbol female  
page 314



Symbol wheelchair  
page 314

#### Handrails

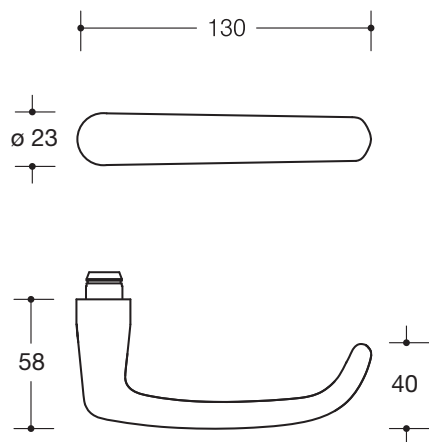



circum  
page 261

#### Signage Systems



guide  
page 302



**Lever handle 171X** with roses or backplate  
**Stainless steel** A = satin, C = mirror polished  
**B-technology** EN 1906 class 3  
**H-technology** EN 1906 class 4  
 EN 179 

**Further lever handles**



**172X**  
page 98

**Pull handles**



**111XA...G1**  
page 211

**Window handles**



**170XAFG.1**  
page 194

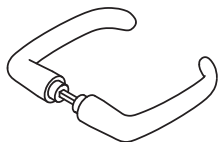
**Sanitary**



**805.21.100**  
page 337

Item Number

Dimensions in mm / Specification



**171XAB**

**HEWI Lever handle (B-technology)**

made of stainless steel, ø 23 mm, with 8 mm standard square spindle.

**171XABLT**

do., female part separately, with 8 mm standard square spindle  
Female parts with set screw M5 x 8 on request.

**171XAH**

**HEWI Lever handle (H-technology)**

made of stainless steel, ø 23 mm, with 8 mm standard square spindle.

**171XAHLT**

do., female part separately, with 8 mm standard square spindle

**Rose  
B/H-technology**  
305.23XAB  
305.23XAH

**Escutcheon**  
306.23XA

**Escutcheon  
with turn knob**  
306.23XANR

**Security  
escutcheon**  
306.23XAES

**Sec. escutcheon  
with cylinder cover**  
306.23XAESZ



**Rose  
H-technology**  
315.23XAH

**Escutcheon**  
316XAH

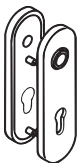
**Security  
escutcheon**  
316XAES

**Sec. escutcheon  
with cylinder cover**  
316XAESZ



**Backplate**  
230.23XAB  
230.23XAH

**Backplate  
with turn knob**  
230.23XABNR  
230.23XAHNR



**Ordering and further information**

**Item number**

**Please advise surface finish when ordering:**

A = satin, C = mirror polished

**Square**

**Door thickness**

**Keyway**

**If applicable distance (backplate)**

**If applicable emergency release (wc)**

square key or coin (FBD or FBM)

**Cross-references**

← Further products Range 170 **page 95**

→ Levers on rose **page 114**

→ Door knobs **page 115**

→ Components **page 132**

→ Spindles, installation jig, center bit **page 154**

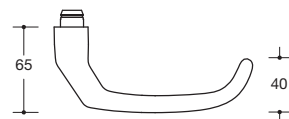
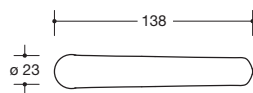
→ Technical information **from page 156**

Softlink  
Item Number

Dimensions in mm / Specification



 **B7J9E**



**170XAH51.240**

**HEWI Framed door lever handle** (H-technology)  
made of stainless steel, neck  $\varnothing$  23 mm, with oval rose, user category class 4, lever and rose fixed by pivot bearing with all-round self-locking facility, with 8 mm standard square spindle and M5 x 8 set screw.


Consists of female part 172XAHLT and rose 315.23XAHKN.

Following escutcheons are compatible:  
316XAH, 316XAES, 316XAESZ

**Material | Surface**

**Stainless steel**  
A = satin, C = mirror polished

**Escape- | Framed Door Lever Fittings**

**H-technology** EN 1906 class 4  
EN 179 

**Ordering and further information**

**Item number**  
**Please advise surface finish when ordering:**  
A = satin, C = mirror polished  
**Square**

**Cross-references**

→ Spindles, installation jigs **page 154**  
→ Technical information **from page 156**