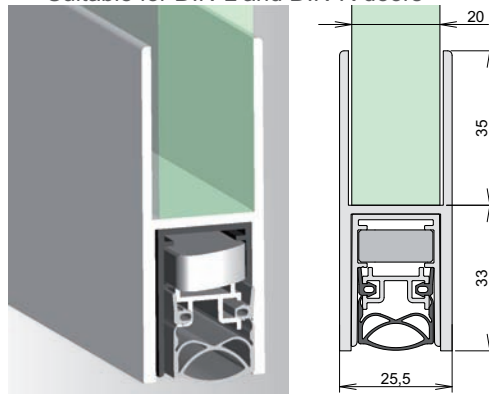




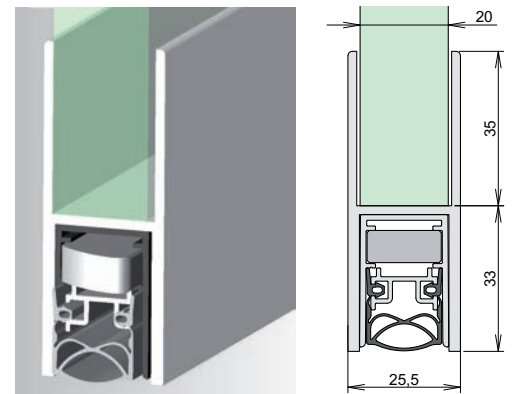
SCHALL-EX® DUO GS-H20

- ▶ for commercial-grade doors with 20 mm glass thickness
- ▶ Double actuation
- ▶ Minimal, barely perceptible actuation pressure
- ▶ Suitable for DIN-L and DIN-R doors



SCHALL-EX® GS-H20

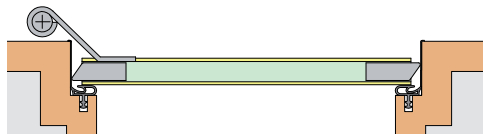
- ▶ for commercial-grade doors with 20 mm glass thickness
- ▶ Single actuation
- ▶ Suitable for DIN-L and DIN-R doors



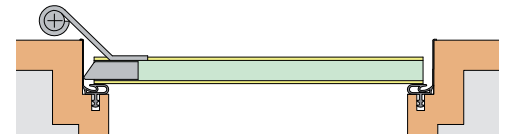
Surface finish

- ▶ Silver-coloured, anodised C-0
- ▶ Stainless steel- coloured, anodised C-31

Stops



- ▶ Installation: Under the door leaf
- ▶ Actuators on the lock and hinge sides



- ▶ Installation: Under the door leaf
- ▶ Actuator catch: On hinge side

Technical data

Glass thickness

20 mm

Dimensions

35 x 33 x 25.5 mm

Actuation

Double actuation

Sealing profile material

Silicone, self-extinguishing

Throw

12 mm

Minimum length

708 mm (no shortening possible)

Standard lengths

708, 833, 958, 1,083, 1,208 mm

Maximum length

1,333 mm

Can be shortened

125 mm

Individually packed

Plastic bag

Accessories
(included in delivery)

Item no. 5420
including stainless steel actuator plate

Internet

Installation instructions
List of accessories with illustrations
Cross-sections, 1:1

20 mm

35 x 33 x 25.5 mm

Single actuation

Silicone, self-extinguishing

12 mm

220 mm (no shortening possible)

708, 833, 958, 1,083, 1,208 mm

1,333 mm

125 mm

Plastic bag

Item no. 5503
including stainless steel actuator plate

Installation instructions
List of accessories with illustrations
Cross-sections, 1:1