


Folding and sliding hardware systems

Wood



Welcome

About Hawa AG

Revolving, sliding and folding architectural hardware has been at the centre of our world ever since 1965, together with the fascinating applications they open up for our customers. This has gained us international repute and recognition in our specific business areas of architectural hardware for glass/metal, architectural hardware for wood and furniture hardware for wood. And Swiss quality is still our leading principle to this day. Our products are manufactured in Switzerland's Mettmenstetten, despite an export ratio of more than 80%. This is not least because our philosophy is based on typical Swiss values such as precision, safety and reliability.


About this brochure

Wood: the oldest of all building materials can also be the most modern – as long as one can find enough leeway to give free rein to fantasy and every possible application. And that is exactly what we hope to achieve with our hardware range. Whether you want to slide, fold or stack, whether your priorities are aesthetical or practical, whether you want to get things moving on a small or large scale: we will support you either way with innovative, efficient solutions. We hope you will find this brochure both informative and inspiring, and will be delighted if it opens new doors to your ideas. Please feel free to contact us at any time for detailed information on specific products or help with any problems that may arise.

Sliding	starts on page	4
Stacking	starts on page	12
Folding	starts on page	16
Windows	starts on page	18



Contents



Page 4–7

HAWA-Junior 40–250




Page 8/9

HAWA-Telescopic 80/2–80/3–40/4
HAWA-Symmetric 80/Z
HAWA-Media 70



Page 10/11

HAWA-Silenta 150/B
HAWA-Super 500/A–500/B



Page 12/13

HAWA-Aperto 60/H



Page 14/15

HAWA-Variotec 150/H




Page 16/17

HAWA-Variofold 80/H
HAWA-Centerfold 80/H



Page 18/19

HAWA-Vertical 150



Page 20–22

References

For light, medium and heavyweight sliding wood doors
with variable suspension units

HAWA-Junior 40 – 250



Hawa sliding technology: now you know
why flush rhymes with hush.



The principle

Proven over decades, a million times and more: that is HAWA-Junior. This sliding hardware classic is now setting new standards in the up to 250 kg (550 lbs.) weight category.



Two-way suspension (Z)




Suspension bracket (A)



Suspension profile (B)

The advantages of the HAWA-Junior 40–250 hang on three different suspension variants: your lightweight doors will benefit from unsurpassed ease of assembly and super-light running properties offered by the HAWA-Junior 40–80/Z and its two-way suspension unit. HAWA-Junior 120–160–250/A can cope with even the heaviest loads thanks to its robust suspension and suspension bracket. The suspension unit for the HAWA-Junior 40–250/B is integrated in the suspension profile; this reduces the installation height to 6–8 mm ($\frac{1}{4}'' - \frac{5}{16}''$) and even enables gapless installations thanks to an additional assembly wedge.

So typical of HAWA-Junior: its sophisticated design simplifies the way from the planning stage to installation. Track stops with adjustable retention force and rattle-proof floor guides provide further valuable benefits. No wonder, then, that this particular hardware has been in heavy duty service around the world for more than three decades.



HAWA-Junior:
a well-rounded affair
in any situation.




Technical specifications

Door weight

up to 40, 80, 120, 160, 250 kg
(88, 176, 264, 352, 550 lbs.)



Flexible room partitioning:
sliding walls can be
an elegant affair.



Invisible ceiling tracks

Set top tracks in concrete and thus flush with the ceiling with HAWA-Adapto 80–120. The effect is astounding. Door elements weighing up to 120 kg (264 lbs.) seem to float in the air.



Practical: HAWA-Junior's space-saving sliding technology can create more outdoor space, too.



Fix doors to the wall

Hawa's angled profile lets you attach sliding doors weighing up to 120 kg (264 lbs.) directly to the wall without any complicated fittings. The top tracks are secured simply and safely by slot nuts—no need for any further substructure.

The benefits

- Tried and tested, high-quality, smooth-running sliding technology For door weights up to 250 kg (550 lbs.).
- Various suspension types for variable installation and removal of light-weight doors, minimum installation heights or especially heavy loads.
- Anodised top tracks, also available in an elegant stainless steel look for HAWA-Junior 40/B and 80/B.
- HAWA-Junior 80/B and 120/B with assembly wedge for sliding doors that run seamlessly along the ceiling.
- Maintenance-free operation, long operating life.
- Convenient operation thanks to an adjustable stop bumper which can be adapted to suit the door weight.
- Rattle proof floor guide prevents any rattling caused by operation and draught.
- Extensive accessories and a variety of possible applications.
- Top quality—LGA-certified.




For sliding two, three or four wood doors simultaneously

HAWA-Telescopic 80/2 – 80/3 – 40/4

The principle

Space-savily simple: the HAWA-Telescopic 80/2–80/3–40/4 allows you to move two to three sliding doors to the left or right with one movement wherever space is insufficient for a single wide door. The doors are connected via toothed belts running over rollers and a belt fastener. Even coupling 4 sliding doors weighing 40 kg (88 lbs.) each is no problem for the HAWA-Telescopic 40/4.



Technical specifications

HAWA-Telescopic 80/2, 80/3

Max. door weight 80 kg (176 lbs.)

Door width 500–1200 mm
(1'7 ¹¹/₁₆" – 3'11 ¹/₄")

HAWA-Telescopic 40/4

Max. door weight 40 kg (88 lbs.)

Door width 500–800 mm
(1'7 ¹¹/₁₆" – 2'7 ¹/₂")

The benefits

- Enables telescopic opening of two or three sliding doors, or symmetrical opening of four sliding doors.
- Extremely space-saving, as sliding doors only require a fraction of the room when open.
- High-quality trolleys enable easy sliding even with just one hand.
- Robust, maintenance-free design with fibreglass-reinforced toothed belt.
- Even large installations [up to 4 m (13'1 ¹/₂")] without a bottom guide are possible.

For symmetrically opening wood doors

HAWA-Symmetric 80/Z

The principle

HAWA-Symmetric 80/Z: a sophisticated complement to the HAWA-Junior 80/Z, this model connects two sliding doors via deflection rollers and a fibreglass-reinforced toothed belt to enable symmetrical opening and closing. No visible floor guides and guaranteed super-smooth and maintenance-free operation.




The benefits

- Enables two doors to be opened and closed symmetrically.
- High-quality trolleys enable easy sliding even with just one hand.
- Robust, maintenance-free design with fibreglass-reinforced toothed belt.
- Doors and toothed belt fastener are easily installed and removed from one side.

Technical specifications

Max. door weight 80 kg (176 lbs.)

Door width 800–1200 mm
(2'7 ¹/₂" – 3'11 ¹/₄")



Well-rounded affair: silky-smooth running for curved doors.

For curved and straight sliding doors

HAWA-Media 70



Hawa technology: for well-rounded design solutions.

The principle

HAWA-Media 70 is the perfect solution for curved sliding doors with freely selectable radii from 500 mm (1'7 $\frac{11}{16}$ ") upwards. It comes as no big surprise that this hardware has continued to enjoy huge popularity among shop fitters, trade fair constructors and interior fitters for many years. Especially as its ease of assembly and flexibility deliver an equally convincing performance for straight designs. Lateral adjustment of this door design is simple thanks to top fixing plate suspension. And we supply the top tracks pre-curved, pre-drilled and ready for assembly. All in all, it takes gratifyingly little work for you and your customers to be able enjoy the outstanding running properties of the HAWA-Media 70.

The benefits

- For straight and curved sliding doors with an axis radius of 500 mm (1'7 $\frac{11}{16}$ ") upwards.
- Robust, resilient design, high load capacity, long operating life.
- Smooth, easy movements thanks to trolleys with plastic-coated precision ball bearing rollers.
- Floor guide free from play prevents any rattling caused by operation and draught.
- Easy to assemble, doors adjustable from the side.
- Top tracks delivered pre-curved and pre-drilled.

Technical specifications

Max. door weight 70 kg (154 lbs.)
 Height adjustable ± 5 mm ($\frac{7}{32}$ ")
 Min. axis radius 500 mm (1'7 $\frac{11}{16}$ ")



For large surface doors with minimum installation height

HAWA-Silenta 150/B

The principle

It is fascinating just how big and heavy wood doors can be without ever giving the game away when set in motion. HAWA-Silenta 150/B lets even heavyweights up to 150 kg (330 lbs.) glide along plain anodised ceiling tracks with the greatest of ease. No one who experiences the quietness of the plastic-coated precision ball bearings will be surprised that the name Silenta is derived directly from the Latin for «silence». All the more so as the lower, rattle-proof guide prevents any rattling whatsoever. And benefits such as low installation height or easy front access to the trolleys make sure that assembly work runs just as smoothly.



The lightness of sliding:
HAWA-Silenta 150/B.

Technical specifications

Max. door weight 150 kg (330 lbs.)

Height adjustable $\pm 5 \text{ mm}$ ($\frac{7}{32}''$)

Min. installation height 55 mm ($2\frac{3}{16}''$)

The benefits

- Integrated suspension with minimum installation height.
- Floor guide free from play prevents any rattling caused by operation and draught.
- High quality and a long operating life.
- Smooth, quiet running properties thanks to 4-roller trolleys with precision ball bearings.
- Decorative top track.
- Track stops with adjustable retention force.



For massive sliding doors and sliding fire rated doors
with minimum installation height

HAWA-Super 500



The principle

HAWA-Super 500 has now dominated the heavyweight class as indisputable champion for sliding door weighing up to half a ton for many years. Two different suspension types support the movement behind its indispensable service: HAWA-Super 500/A has a robust suspension bracket, and HAWA-Super 500/B an integrated suspension unit. No matter which one you choose, you will be building on extremely hard-wearing, durable technology that nothing or no one can ever throw off course. And a special trolley available as an optional extra will turn HAWA-Super 500 into a red-hot candidate for your fire rated doors.

Technical specifications

Max. door weight 500kg (1100lbs.)

HAWA-Super 500/A


Height adjustable + 12/-8 mm
(+ $\frac{15}{32}$ "/- $\frac{5}{16}$ ")

HAWA-Super 500/B

Height adjustable ± 2 mm ($\frac{3}{32}$ ")

The benefits

- Variants for wall and ceiling mounting.
- Trolley with ball bearing steel rollers.
- Suspension with robust suspension bracket or integrated suspension for minimum installation height.
- Special trolley as accessory for fire rated doors.





For stackable, lightweight sliding wood walls

HAWA-Aperto 60/H

The principle

The economical parking star among sliding hardware is undoubtedly the HAWA-Aperto 60/H. This system is specially designed for lightweight partition walls with panels weighing up to 60 kg (132 lbs.) and stacks doors into the smallest of spaces—in parallel or perpendicular. HAWA-Aperto 60/H opens up a whole new world to interior designers. For instance in private living quarters, where space-saving partitions and screens can even go around corners or circumscribe pillars. Desk-to-ceiling partitions in business premises are easy to install and, with an excellent price-performance ratio, represent excellent value for money. Even sliding shutters can benefit from the outstanding qualities that HAWA-Aperto 60/H has to offer: this system allows you to elegantly cover large window areas of virtually any size.



Open for individual solutions:
HAWA-Aperto 60/H.



Precision guides and economic stacking properties you can build on.



The benefits

- For up to 9 light-weight sliding wood doors of up to 60 kg (132 lbs.), stackable in parallel or perpendicular.
- High quality yet economical due to specific design catering for lightweight loads.
- Architecturally neat solution with a flush closed front.
- Simple to assemble thanks to a modular, pluggable track system.
- Enables flexible layouts, curved installations and directional changes.
- Designs without floor guides are possible for installations with less operational stress.
- Trouble-free locking function: the pivot door locks the entire front.
- Also suitable for sliding shutters.



HAWA-Aperto 60/H: excellent outlook for bright ideas on sliding shutters.

Technical specifications

Max. door weight	60 kg (132 lbs.)
Door thickness	35 – 50 mm (1 ³ / ₈ – 1 ³¹ / ₃₂ ")
Min. door width	550 mm (1'9 ²¹ / ₃₂ ")
Max. door width(90°)	950 mm (3'1 ¹³ / ₃₂ ")
Max. door width (parallel)	1500 mm (4'11 ¹ / ₁₆ ")
Max. door height	2600mm (8'6 ³ / ₈ ")
Height adjustable	± 3 mm (¹ / ₈ ")

For stackable sliding walls with especially flexible track design

HAWA-Variotec 150/H

The principle

HAWA-Variotec 150/H is the king of curves among sliding solutions for wood. Its modular, pluggable track system will follow your plans around and into every corner. This system gives you an incomparable amount of free rein, even for large-scale partitions. Especially as you can neatly stack a virtually limitless number of panels in the parking area. A high-quality, two-point trolley system with a degree of running smoothness previously unheard of is another convincing argument in favour of the HAWA-Variotec 150/H.



HAWA-Variotec 150/H
is always up for a change
in direction.





Whether at home or the office:
convenient sliding is always welcome.

Technical specifications

Max. door weight 150kg (330 lbs.)

Height adjustable +6/-3 mm
(+ 1/4" / - 1/8")



If only everything would fit
into such a small space.

The benefits

- Perfect curving thanks to a modular track system allowing directional changes from 15 to 90°.
- Top tracks and guide channels curved to customer specifications can accommodate even the most unusual floor designs.
- Different trolleys for doors between 70 and 150 kg (154 and 330 lbs.).
- Installations possible both with and without bottom guide channel.
- Low parking space requirements.
- Many accessories available.
- Top quality – LGA-certified.

For flush-front folding walls

HAWA-Variofold 80/H



HAWA-Variofold 80/H shows how it should be done: neat and flush when closed.



Unfold your ideas: HAWA-Variofold 80/H gives you the room you need.

The principle

HAWA-Variofold 80/H is a high-quality folding wall system that allows you to individually partition off room sections up to 6 metres (19'8 $\frac{7}{32}$ ") across with flush-front walls. You can even close off spaces up to 12 metres (39'4 $\frac{7}{16}$ ") in width by positioning two systems opposite to each other. You could also include a pivot door at the drop of a hat – either in the panel set or at the opposite end. HAWA-Variofold 80/H slides and folds with the smoothness and quality you would expect from a Hawa product. A bottom guide channel provides firm stability, and installations measuring up to 3.6 metres (11'9 $\frac{3}{4}$ ") in width and with two doors on each side are also possible without a bottom guide.

Technical specifications

Max. door weight	80 kg (176 lbs.)
Door width	500–900 mm (1'7 $\frac{11}{16}$ " – 2'11 $\frac{7}{16}$ ")
Door thickness	35–45 mm (1 $\frac{3}{8}$ " – 1 $\frac{25}{32}$ ")
On request	46–57 mm (1 $\frac{13}{16}$ " – 2 $\frac{1}{4}$ ")
Height adjustable	±3 mm ($\frac{1}{8}$ ")

The benefits

- Enjoy the greatest possible freedom of design: panel numbers and widths to suit your individual needs.
- Identical components are used for installations fitted on left or the right and opening inwards or outwards.
- Pivot doors can be fitted in the panel set and at the opposite end.
- Closed panel pairs are held in place by a snap lock at the top.
- Easy, quiet movement.
- Simple and convenient operation.
- Integratable bolt lock for extra security.
- Top quality – LGA-certified.

For foldable accordion partitions without floor guides

HAWA-Centerfold 80/H



Technical specifications

Max. door weight 80 kg (176 lbs.)

Max. door width 900 mm (2'11 $\frac{7}{16}$ ")

Door thickness 35–45 mm
(1 $\frac{3}{8}$ " – 1 $\frac{25}{32}$ ")

On request 46–57 mm (1 $\frac{13}{16}$ " – 2 $\frac{1}{4}$ ")

Height adjustable ± 3 mm ($\frac{1}{8}$ ")

Quality, beauty, convenience:
cooking with Poggenpohl, folding/sliding
with HAWA-Centerfold 80/H.

The principle

HAWA-Centerfold 80/H is a high-quality accordion wall hardware system for variable room partitions of up to 6 metres (19'8 $\frac{1}{32}$ ") – or even 12 metres (39'4 $\frac{7}{16}$ ") if you combine two systems. Special feature: the suspension point for this system is located at the panel centre. Thus even extremely wide installations are possible without unsightly bottom guide channels. You can, of course, expect the same benefits that distinguish its close relative, the HAWA- Variofold: huge flexibility, small space requirements, best running properties and excellent manufacturing quality.



The benefits

- Mature folding technology and space-saving parking for any number of panels.
- Installations up to 6 m (19'8 $\frac{1}{32}$ ") in width are also possible without a bottom guide channel.
- Identical components are used for installations fitted on left or the right and opening inwards or outwards.
- Pivot doors can be fitted in the panel set and at the opposite end.
- Closed panel pairs are held in place by a snap lock at the top.
- Outstandingly smooth, quiet movement.
- Simple and convenient operation.
- Integratable bolt lock for extra security.
- Top quality – LGA-certified.

For space-saving vertical sliding windows

HAWA-Vertical 150

The principle

HAWA-Vertical 150 is the right answer to any question of space relating to window leaves. This hardware has aesthetic appeal and convincing functionality; it can save you the opening radius required by conventional windows without even the slightest compromise on room ventilation. As with many other sophisticated solutions, HAWA-Vertical 150 is based on a simple principle: each slideable window leaf is fitted into lateral plastic tracks and balanced by a counterweight. Result: window leaves weighing up to 150 kg (330 lbs.) slide easily and in virtual silence into any position. Upper leaves drop down and lower leaves push up, depending on design.

Technical specifications


Max. leaf weight 150 kg (330 lbs.)



Clear advantage: space-saving opening with HAWA-Vertical 150.



Clever solution: complete freedom of movement on every window front.



Fresh air made to measure: versatile variety by HAWA-Vertical 150.

The benefits

- Space-saving solution, as no window leave jut into the room.
- Available with guide tracks in white, brown and black.
- Easy to slide thanks to counterweights for each window.
- Maintenance-free operation with a long operating life.
- Upper leave drop down and lower leave push up.
- A tiltable hinge available for ventilation and convenient cleaning of the outside.
- Virtually invisible cable guiding.



At home throughout the world



30 St Mary Axe, London, England.

Emirates Twin Towers,
Dubai, U.A.E.





Culture and Congress Centre, Lucerne, Switzerland.

It surprises no one in today's increasingly globalised society if they are served the same drink in Singapore and Berlin, or if the TV in a Cape Town hotel is the same make as in San Francisco. Less obvious, but nonetheless on a similar scale, is the fact that a door you walk through in the Petronas Twin Towers was opened by the same Hawa sliding hardware as the one in the Royal Opera House in London. Quality prevails everywhere. You are always in good company with Hawa hardware—just take a look at the following pages



Schiphol Airport, Amsterdam, Holland.



Silja Line ferries «Serenade» and «Symphony», Finland.



Ponggol Marina Main Restaurant, Singapore.

Sliding, folding, stacking:

Hawa has even more to offer.

Folding and sliding hardware systems for glass

Aesthetic, lightness, transparency: glass makes it possible and Hawa has the right hardware solution for each of your designs. With discreetly integrated technology that does justice to the elegance of the material. Regardless whether you want to slide doors with ease, partition rooms with form and flexibility or automatically stack sliding walls away.



Sliding shutters

Folding/sliding and sliding shutters: modern architecture brings new life to a traditional idea. Hawa has been at the forefront of this trend right from the start. And has developed a range of high-quality hardware that will let any sliding shutter project unfold before your very eyes. No wonder, then, that even star architects count on technology made by Hawa.

Further information:

Hawa AG
CH- 8932 Mettmenstetten
Switzerland
Tel. +41 44 767 91 91
Fax +41 44 767 91 78
www.hawa.ch

