

- | | |
|---------------------------|---|
| > Version: | With roller guide |
| > Door width: | ≥370 mm with soft closing mechanism on one side, ≥550 mm with soft closing mechanism on both sides |
| > Door thickness: | 16–19 mm |
| > Door stopper: | Top clip-in door stopper or soft and self closing mechanism, for sliding into running track |
| > Material: | Housing and running gear: Zinc alloy, guide: Steel |
| > Running gear: | Top running, 4 rollers |
| > Running gear guided by: | Ball bearing mounted roller: Plastic, axle: Steel |
| > Adjustment facility: | Height ±2 mm on running gear using adjusting wheel |
| > Installation: | Housing for screw fixing, running gear without tools (quick fixing system) |

Top running track
for screw fixing

Dim. in brackets apply to door thickness 16 mm

* = when using
inspection support + 64 mm

The diagram shows a horizontal beam supported by a central vertical support. Two point loads, each labeled '20', are applied to the beam, one on each side of the central support. Arrows indicate the loads are applied perpendicular to the beam. The distance from the central support to each load is 2m.



Double running track
for screw fixing

DGH-M-INT 2020, HDE-en, 05/19; Dimensional data not binding. We reserve the right to alter specifications without notice.

→ Set

| | Version | Supplied with | Cat. No. |
|-------------|---|---|------------|
| For 1 door | With clip-in door stopper | 2 running gears 4 door stoppers (2 with clip-in door stopper/2 stoppers) 1 inspection support 2 guides 1 mounting aid | 402.30.506 |
| | With soft and self closing mechanism, on one side | 2 running gears (1 with soft and self closing mechanism) 4 door stoppers (1 with clip-in door stopper/1 for soft and self closing mechanism/2 stoppers) 2 guides 1 mounting aid | 402.30.507 |
| | With soft and self closing mechanism, on both sides | 2 running gears with soft and self closing mechanism 4 door stoppers (2 for soft and self closing mechanism/2 stoppers) 2 guides 1 mounting aid | 402.30.508 |
| For 2 doors | With clip-in door stopper | 4 running gears 8 door stoppers (4 with clip-in door stopper/4 stoppers) 2 inspection supports 1 door follower 4 guides 1 mounting aid | 402.30.509 |
| | With soft and self closing mechanism, on one side | 4 running gears (2 with soft and self closing mechanism) 8 door stoppers (2 with clip-in door stopper/2 for soft and self closing mechanism/4 stoppers) 1 door follower 4 guides 1 mounting aid | 402.30.510 |
| | With soft and self closing mechanism, on both sides | 4 running gears with soft and self closing mechanism 8 door stoppers (4 for soft and self closing mechanism/4 stoppers) 1 door follower 4 guides 1 mounting aid | 402.30.511 |

Packing: 1 set

Order reference

Please order running and guide tracks separately.







For cabinets with more than 3 doors, please order following sets: 1 set for 1 door and 1 set for 2 doors.

Note

Pitch length of running gears must be min. 245 mm with soft closing mechanism on one side and min. 425 mm with soft closing mechanism on both sides.

Inspection support cannot be used in combination with running gear with soft and self closing mechanism.

→ Tracks and accessories

| | | Cabinet top panel thickness mm | Material | Finish/colour | Length m | Cat. No. |
|---|---|--|-----------|-------------------------------|----------|------------|
| Single top running track, for press fitting and glue fixing into groove 16 mm or for screw fixing with countersunk head screws 3 mm |  | Glue fixing: Min. 19; screw fixing: Min. 30 | Aluminium | Bright, visible areas grooved | 2.5 | 402.33.642 |
| | | | | | 3.5 | 402.33.643 |
| Double top running track, for press fitting and glue fixing into groove 16 mm or for screw fixing with countersunk head screws 3.5 mm |  | Glue fixing: Min. 19; screw fixing: Min. 30 | Aluminium | Bright, visible areas grooved | 2.5 | 402.33.652 |
| | | | | | 3.5 | 402.33.653 |
| Single top running track, for screw fixing with countersunk head screws 3.5 mm |  | Min. 19 | Aluminium | Anodized, silver coloured | 2.5 | 402.30.642 |
| | | | | | 3.5 | 402.30.643 |
| Double top running track, for screw fixing with countersunk head screws 3.5 mm, for door thickness 19 mm |  | Min. 19 | Aluminium | Anodized, silver coloured | 2.5 | 402.30.652 |
| | | | | | 3.5 | 402.30.653 |
| Double bottom guide track, with stop strip, for screw fixing to cabinet base panel |  | – | Aluminium | Anodized, silver coloured | 2.5 | 402.31.842 |
| | | | | | 3.5 | 402.31.843 |
| Panel profile for glue fixing with adhesive strips |  | – | Aluminium | Silver coloured anodized | 2.5 | 402.33.412 |
| | | | | | 3.5 | 402.33.413 |

Packing: 1 piece